

Facebook is part of many people's life. Connecting with friends and others, setting up events and much more. But what happens to this information and page when a person dies?

### There are several options for your Facebook account.


- Legacy account
- Deleting an account
- De-activating

However, this is something that will need to be put into action while the Facebook user is still alive.

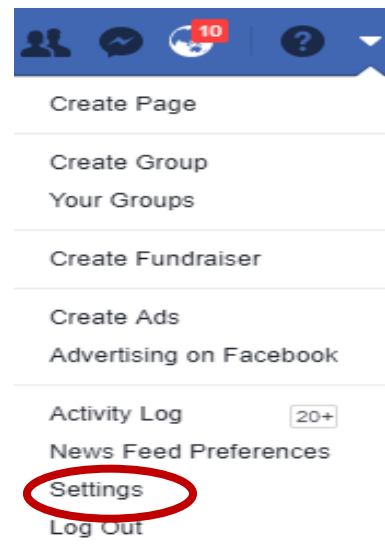
### Deleting Facebook Account

You can choose to have your account [permanently deleted](#) after death.

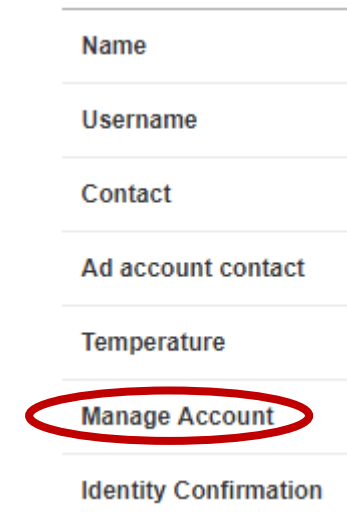
### To do this:

1. When logged into Facebook Click 

2. Select Settings

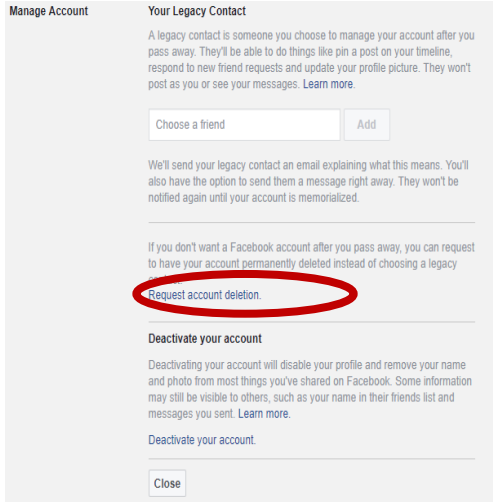


3. Then click: Manage account.



Modify your legacy Contact settings or deactivate your account

**4. Click: Request account deletion**



With this information, Facebook will make the changes to the user account when they receive a copy of the death certificate.

Thank you to Facebook for this information

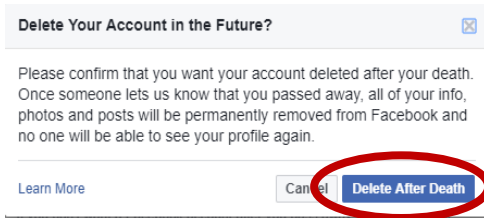
[https://www.facebook.com/help/224562897555674?helpref=faq\\_content](https://www.facebook.com/help/224562897555674?helpref=faq_content)

**Reminder:**

There might be other accounts that need to be closed. For example Twitter, eBay any on-line accounts and email accounts.



**5. This message will appear.**



**6. Click: Delete After Death**



If you are concerned or unsure about anything, please discuss this with the Care Team supporting you.

Reviewed 01.2019 CF  
Last Days of Life Care – Te Ara Whakapiri  
Social Media