

Facebook is part of many people's life. Connecting with friends and others, setting up events and much more. But what happens to this information and page when a person dies?

There are several options for your Facebook account.


- Legacy account
- Deleting an account
- De-activating

However, this is something that will need to be put into action while the Facebook user is still alive.


Deleting Facebook Account

You can choose to have your account [permanently deleted](#) after death.

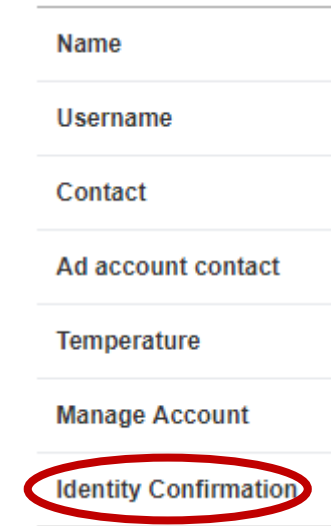
To do this:

1. When logged into Facebook
Click 

2. Select Settings

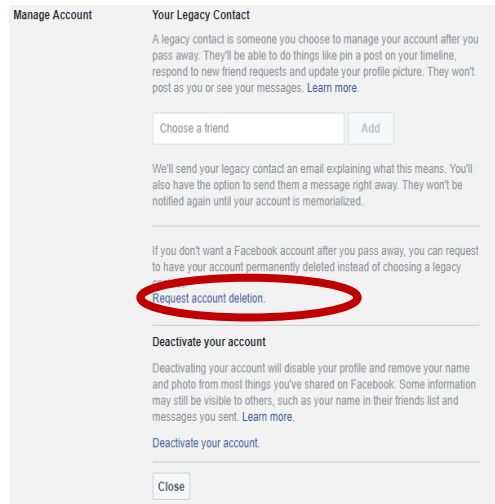


3. Then click: Manage account.

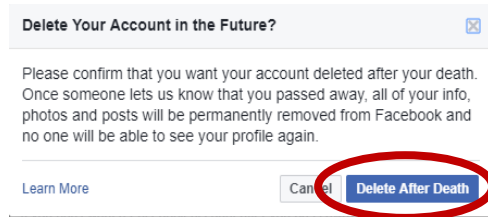


Modify your legacy Contact settings or deactivate your account

4. Click: Request account deletion



5. This message will appear.



6. Click: Delete After Death

With this information, Facebook will make the changes to the user account when they receive a copy of the death certificate.

https://www.facebook.com/help/224562897555674?helpref=faq_content

Reminder:

There might be other accounts that need to be closed.

For example:

- Twitter
- Instagram
- eBay
- any on-line accounts
- email accounts.

Thank you to Facebook for this information



Reviewed 01.2024 CF
Te Ara Whakapiri – Last Days of Life Care
Social Media



Social Media

This leaflet is for Facebook account

Give a thought to other accounts
Eg. Twitter, Instagram, Tik-Tok,
Amazon as well as any shopping accounts.



If you are concerned or unsure about anything, please discuss this with the Care Team supporting you.